

GLORY ASDC12-180 (12V180Ah)

Specification

Cells Per Unit	6
Voltage Per Unit	12
Capacity	180Ah@20hr-rate to 1.75V per cell @25°C
Weight	Approx. 51.0 Kg (Tolerance ±3.0%)
Internal Resistance	Approx. 4.2 mΩ
Terminal	F16(M8)/F12(M8)
Max. Discharge Current	1800A (5 sec)
Design Life	12 years (floating charge)
Max. Charging Current	54.0 A
Reference Capacity	C3 137.6AH
	C5 155.0AH
	C10 171.4AH
	C20 180.0AH
Float Charging Voltage	13.6 V~13.8 V @ 25°C Temperature Compensation: -3mV/°C/Cell
Cycle Use Voltage	14.6 V~14.8 V @ 25°C Temperature Compensation: -4mV/°C/Cell
Operating Temperature Range	Discharge: -20°C~60°C
	Charge: 0°C~50°C
	Storage: -20°C~60°C
Normal Operating Temperature Range	25°C ±5°C
Self Discharge	TECHNOPOWER Valve Regulated Lead Acid (VRLA) batteries can be stored for up to 6 months at 25°C and then recharging is recommended. Monthly Self-discharge ratio is less than 3% at 25°C. Please charged batteries before using.
Container Material	A.B.S. UL94-HB, UL94-V0 Optional.



DC (Deep Cycle) series batteries provide superior high integrity and reliability. It is specially designed for frequent cyclic charge and discharging. By using strong grids, thick plate and specially active material are designed for repeated deep-discharge applications. The DC series batteries offer 30% more cyclic life than the standby series. It is suitable for solar and wind renewable energy storage, mobility and medical equipment and cable TV etc.

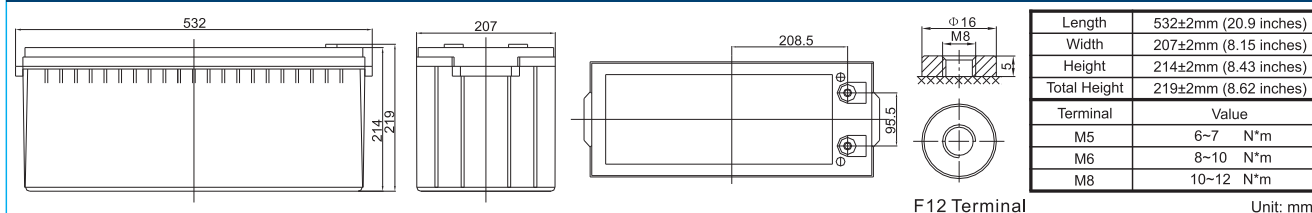


ISO 9001 ISO 14001 OHSAS 18001



MH 28539

Dimensions



Constant Current Discharge Characteristics : A(25°C)

F.V/Time	10MIN	15MIN	30MIN	1HR	2HR	3HR	4HR	5HR	8HR	10HR	20HR
1.60V	393.4	315.6	194.1	109.3	65.11	50.71	39.78	33.84	21.70	18.00	9.329
1.65V	362.3	295.1	183.8	105.6	62.92	49.15	38.59	32.77	21.53	17.83	9.279
1.70V	335.8	277.6	174.3	102.2	61.25	47.08	37.40	31.89	21.19	17.49	9.162
1.75V	308.1	260.0	167.4	99.00	58.90	45.87	36.38	31.00	20.85	17.31	9.000
1.80V	280.4	238.1	161.2	94.60	56.88	45.00	35.53	30.60	20.51	17.14	8.913
1.85V	219.4	197.0	136.7	84.45	52.02	41.88	33.32	28.17	19.31	16.11	8.830

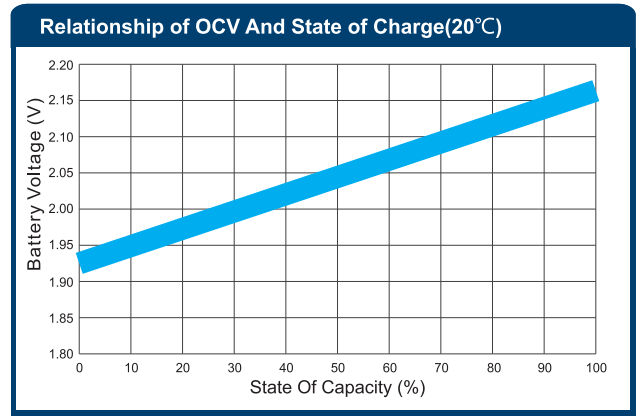
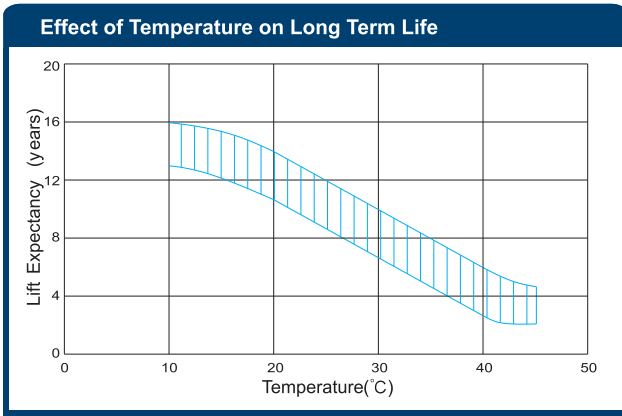
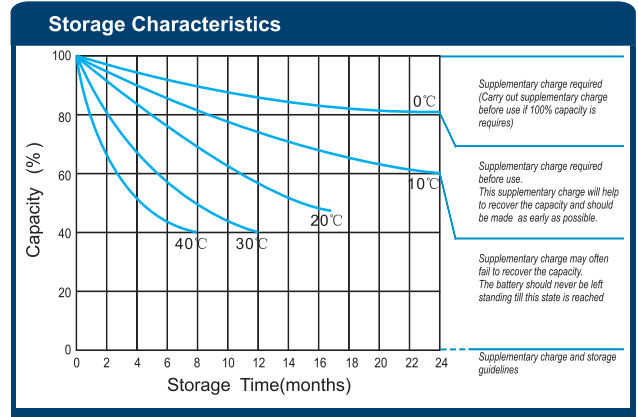
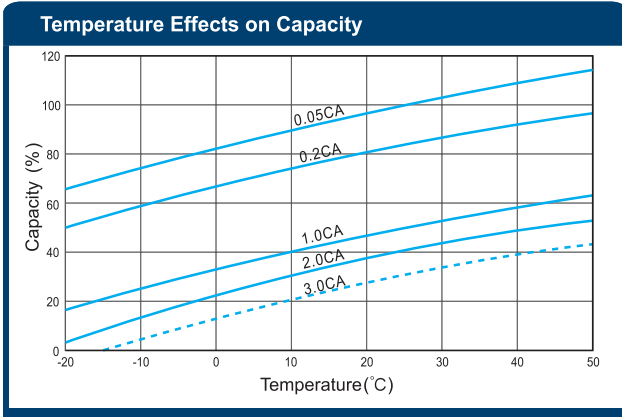
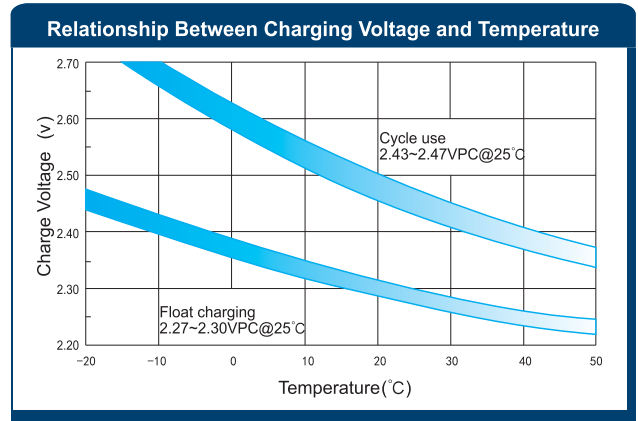
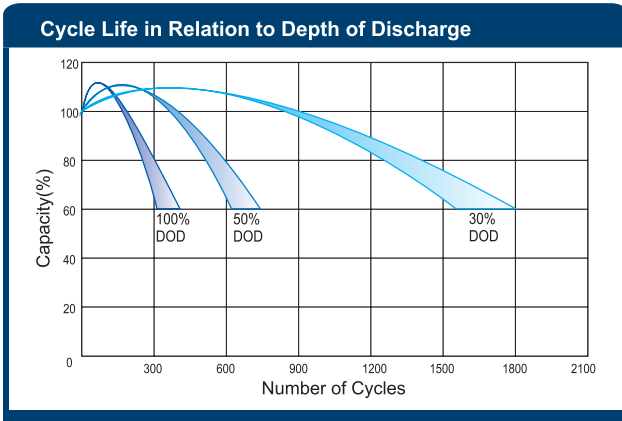
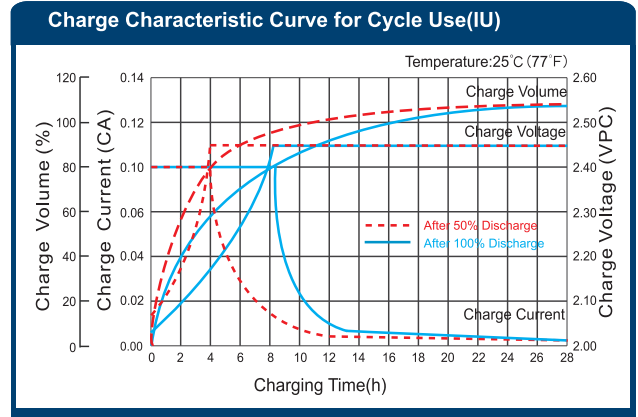
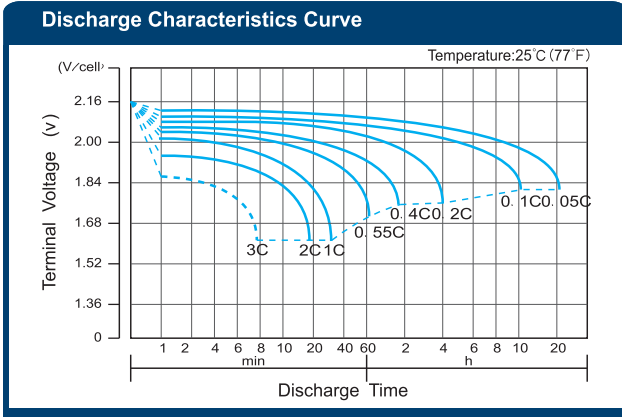
Constant Power Discharge Characteristics : WPC(25°C)

F.V/Time	10MIN	15MIN	30MIN	1HR	2HR	3HR	4HR	5HR	8HR	10HR	20HR
1.60V	669.8	550.5	352.6	205.2	123.1	96.30	76.67	64.05	42.30	35.30	18.62
1.65V	645.0	535.3	344.4	201.7	119.8	93.90	74.80	62.32	41.96	34.96	18.46
1.70V	601.9	506.7	327.8	195.8	116.8	90.30	72.42	60.76	41.45	34.28	18.29
1.75V	560.1	478.2	316.3	190.4	112.6	88.07	70.72	59.38	40.77	33.94	17.96
1.80V	516.1	442.1	306.1	182.6	110.1	87.58	69.36	58.58	40.10	33.60	17.79
1.85V	409.4	371.4	262.5	164.0	101.3	81.69	65.28	54.18	37.90	31.74	17.63

(Note) The above characteristics data are average values obtained within three charge/discharge cycle not the minimum values. The battery must be fully charged before the capacity test. The C₂₀ should reach 95% after the first cycle and 100% after the third cycle.

GLORY ASDC12-180 (12V180Ah)

Deep Cycle



(Note) All above information shall be changed without prior notice, Ritar reserves the right to explain and update the latest information.