

GLORY ASFT12-180D (12V180Ah)

Deep Cycle

Specification

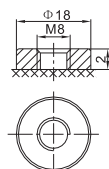

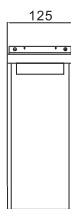
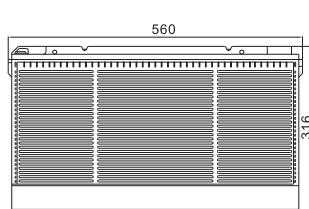
| | |
|---|---|
| Cells Per Unit | 6 |
| Voltage Per Unit | 12 |
| Capacity | 180Ah@20hr-rate to 1.75V per cell @25°C |
| Weight | Approx. 52.0 Kg (Tolerance ±3.0%) |
| Internal Resistance | Approx. 4.0 mΩ |
| Terminal | F14(M8) |
| Max. Discharge Current | 1800A (5 sec) |
| Design Life | 15 years (floating charge) |
| Max. Charging Current | 54 A |
| Reference Capacity | C3 137.7AH |
| | C5 155.0AH |
| | C10 171.0AH |
| | C20 180.0AH |
| Float Charging Voltage | 13.6 V~13.8 V @ 25°C Temperature Compensation: -3mV/°C/Cell |
| Cycle Use Voltage | 14.2 V~14.4 V @ 25°C Temperature Compensation: -4mV/°C/Cell |
| Operating Temperature Range | Discharge: -20°C~60°C Charge: 0°C~50°C Storage: -20°C~60°C |
| Normal Operating Temperature Range | 25°C ±5°C |
| Self Discharge | TECHNOPOWER Valve Regulated Lead Acid (VRLA) batteries can be stored for up to 6 months at 25°C and then recharging is recommended. Monthly Self-discharge ratio is less than 3% at 25°C. Please charge batteries before using. |
| Container Material | A.B.S. UL94-HB, UL94-V0 Optional. |



FTD (Front Terminal Deep Cycle) series batteries provide superior high integrity and reliability. It is specially designed for frequent cyclic charge and discharge. By using strong grids, thick plate and special active material are designed for repeated deep-discharge applications. The FTD series battery offers 30% more cyclic life than the standby series. And the dimensions are designed for 19" and 23" cabinet installation. It is suitable for telecom, solar and wind renewable energy storage, mobility and medical equipment, RV, telecom, broadband and cable TV, UPS systems etc.



Dimensions



| | |
|--------------|-----------------------|
| Length | 560±2mm (22.1 inches) |
| Width | 125±2mm (4.92 inches) |
| Height | 316±2mm (12.4 inches) |
| Total Height | 316±2mm (12.4 inches) |
| Terminal | Value |
| M5 | 6~7 N*m |
| M6 | 8~10 N*m |
| M8 | 10~12 N*m |

F14 Terminal

Unit: mm

Constant Current Discharge Characteristics : A(25°C)

| F.V/Time | 15MIN | 30MIN | 1HR | 2HR | 3HR | 4HR | 5HR | 8HR | 10HR | 20HR |
|----------|-------|-------|-------|------|------|------|------|------|------|------|
| 1.60V | 309.3 | 192.1 | 109.3 | 65.1 | 50.7 | 39.8 | 33.8 | 21.7 | 18.0 | 9.33 |
| 1.65V | 289.2 | 182.0 | 105.6 | 62.9 | 49.2 | 38.6 | 32.8 | 21.5 | 17.8 | 9.28 |
| 1.70V | 272.0 | 172.6 | 102.2 | 61.2 | 47.1 | 37.4 | 31.9 | 21.2 | 17.5 | 9.16 |
| 1.75V | 254.8 | 165.7 | 99.0 | 58.9 | 45.9 | 36.4 | 31.0 | 20.8 | 17.3 | 9.00 |
| 1.80V | 233.3 | 159.6 | 94.6 | 56.9 | 45.0 | 35.5 | 30.6 | 20.5 | 17.1 | 8.91 |
| 1.85V | 193.0 | 135.4 | 84.4 | 52.0 | 41.9 | 33.3 | 28.2 | 19.3 | 16.1 | 8.83 |

Constant Power Discharge Characteristics : WPC(25°C)

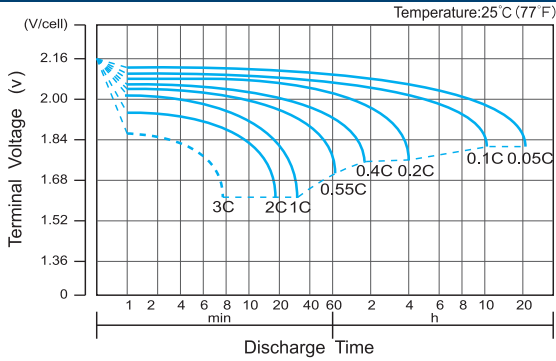
| F.V/Time | 15MIN | 30MIN | 1HR | 2HR | 3HR | 4HR | 5HR | 8HR | 10HR | 20HR |
|----------|-------|-------|-------|-------|------|------|------|------|------|------|
| 1.60V | 539.5 | 349.1 | 205.2 | 123.1 | 96.3 | 76.7 | 64.1 | 42.3 | 35.3 | 18.6 |
| 1.65V | 524.6 | 340.9 | 201.7 | 119.8 | 93.9 | 74.8 | 62.3 | 42.0 | 35.0 | 18.5 |
| 1.70V | 496.5 | 324.5 | 195.8 | 116.8 | 90.3 | 72.4 | 60.8 | 41.5 | 34.3 | 18.3 |
| 1.75V | 468.7 | 313.2 | 190.4 | 112.6 | 88.1 | 70.7 | 59.4 | 40.8 | 33.9 | 18.0 |
| 1.80V | 433.2 | 303.0 | 182.6 | 110.1 | 87.6 | 69.4 | 58.6 | 40.1 | 33.6 | 17.8 |
| 1.85V | 364.0 | 259.9 | 164.0 | 101.3 | 81.7 | 65.3 | 54.2 | 37.9 | 31.7 | 17.6 |

(Note) The above characteristics data are average values obtained within three charge/discharge cycle not the minimum values. The battery must be fully charged before the capacity test. The C₂₀ should reach 95% after the first cycle and 100% after the third cycle.

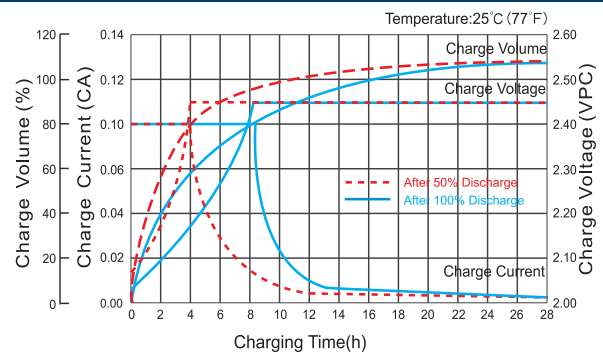
GLORY ASFT12-180SD (12V180Ah)

Deep Cycle

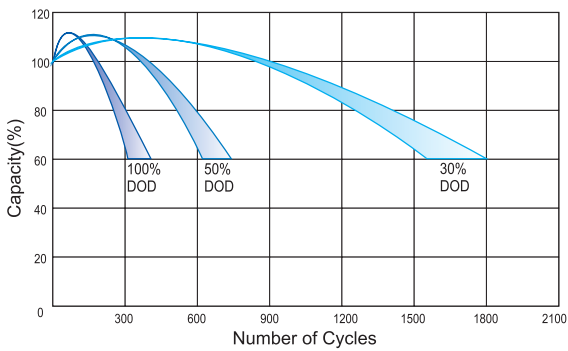
Discharge Characteristics Curve



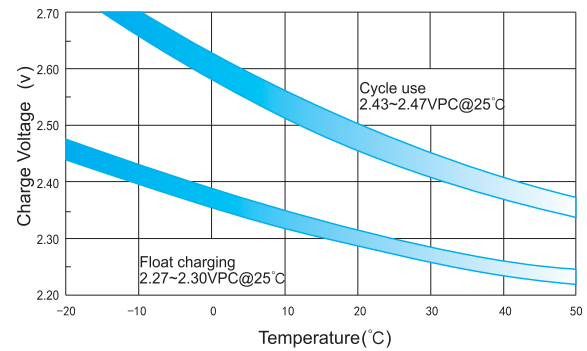
Charge Characteristic Curve for Cycle Use (IU)



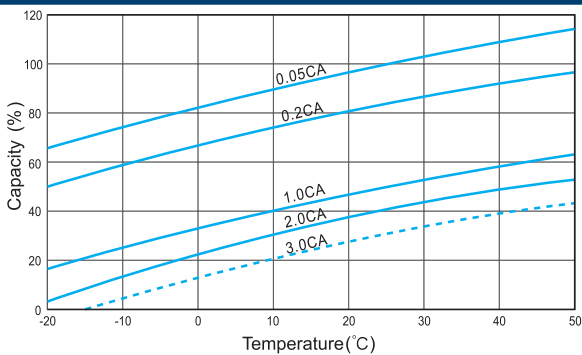
Cycle Life in Relation to Depth of Discharge



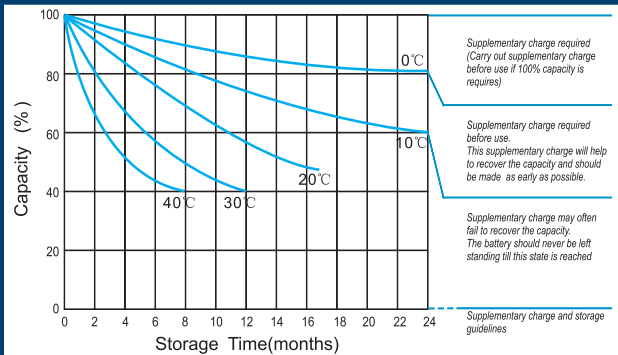
Relationship Between Charging Voltage and Temperature



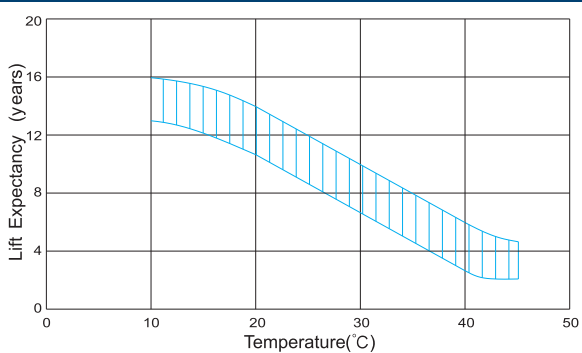
Temperature Effects on Capacity



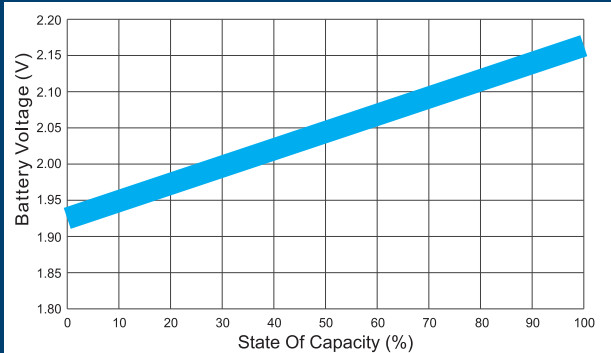
Storage Characteristics



Effect of Temperature on Long Term Life



Relationship of OCV And State of Charge (20°C)



(Note) All above information shall be changed without prior notice, Ritar reserves the right to explain and update the latest information.