

GLORY ASDC12-26S (12V26Ah)

Specification

Cells Per Unit	6
Voltage Per Unit	12
Capacity	26Ah@20hr-rate to 1.75V per cell @25°C
Weight	Approx. 8.30 Kg (Tolerance ±3.0%)
Internal Resistance	Approx. 11.5 mΩ
Terminal	F7(M8)/F11 (M6)
Max. Discharge Current	260A (5 sec)
Design Life	8 years (floating charge)
Max. Charging Current	7.8 A
Reference Capacity	C3 19.9AH C5 22.4AH C10 24.8AH C20 26.0AH
Float Charging Voltage	13.6 V~13.8 V @ 25°C Temperature Compensation: -3mV/°C/Cell
Cycle Use Voltage	14.6 V~14.8 V @ 25°C Temperature Compensation: -4mV/°C/Cell
Operating Temperature Range	Discharge: -20°C~60°C Charge: 0°C~50°C Storage: -20°C~60°C
Normal Operating Temperature Range	25°C ±5°C
Self Discharge	TECHNOPOWER Valve Regulated Lead Acid (VRLA) batteries can be stored for up to 6 months at 25°C, and then recharging is recommended. Monthly Self-discharge ratio is less than 3% at 25°C. Please charged batteries before using.
Container Material	A.B.S. UL94-HB, UL94-V0 Optional.



DC (Deep Cycle) series batteries provide superior high integrity and reliability. It is specially designed for frequent cyclic charge and discharging. By using strong grids, thick plate and specially active material are designed for repeated deep-discharge applications. The DC series batteries offer 30% more cyclic life than the standby series. It is suitable for solar and wind renewable energy storage, mobility and medical equipment and cable TV etc.

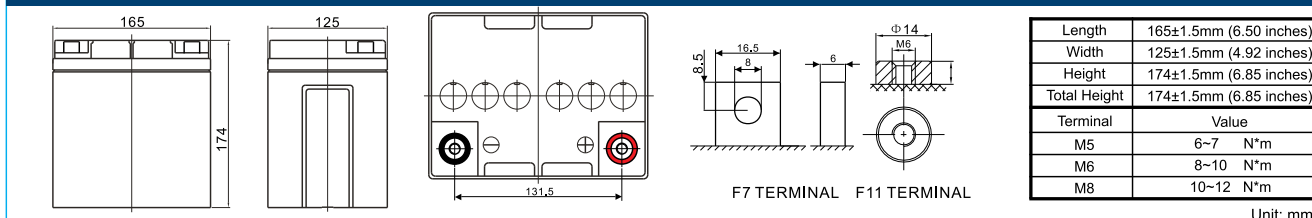


ISO 9001 ISO 14001 OHSAS 18001



MH 28539

Dimensions



Constant Current Discharge Characteristics : A(25°C)

F.V/Time	10MIN	15MIN	30MIN	1HR	2HR	3HR	4HR	5HR	8HR	10HR	20HR
1.60V	61.87	47.51	28.03	15.79	9.404	7.325	5.746	4.888	3.135	2.600	1.347
1.65V	56.99	44.43	26.55	15.25	9.089	7.100	5.574	4.734	3.110	2.575	1.340
1.70V	52.82	41.78	25.18	14.76	8.847	6.800	5.402	4.606	3.061	2.526	1.323
1.75V	48.46	39.13	24.18	14.30	8.507	6.625	5.255	4.478	3.012	2.501	1.300
1.80V	44.10	35.84	23.29	13.66	8.216	6.500	5.132	4.420	2.962	2.476	1.287
1.85V	34.51	29.65	19.75	12.20	7.514	6.050	4.813	4.069	2.789	2.328	1.275

Constant Power Discharge Characteristics : WPC(25°C)

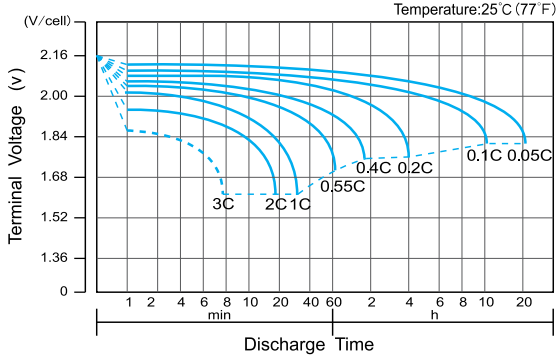
F.V/Time	10MIN	15MIN	30MIN	1HR	2HR	3HR	4HR	5HR	8HR	10HR	20HR
1.60V	105.3	82.87	50.93	29.65	17.78	13.91	11.07	9.252	6.109	5.099	2.690
1.65V	101.4	80.58	49.74	29.14	17.30	13.56	10.80	9.002	6.061	5.050	2.666
1.70V	94.68	76.27	47.35	28.28	16.87	13.04	10.46	8.777	5.987	4.952	2.642
1.75V	88.10	71.98	45.69	27.50	16.27	12.72	10.22	8.577	5.890	4.903	2.594
1.80V	81.17	66.54	44.21	26.38	15.90	12.65	10.02	8.461	5.792	4.854	2.570
1.85V	64.39	55.91	37.92	23.69	14.64	11.80	9.429	7.826	5.474	4.584	2.546

(Note) The above characteristics data are average values obtained within three charge/discharge cycle not the minimum values. The battery must be fully charged before the capacity test. The C₂₀ should reach 95% after the first cycle and 100% after the third cycle.

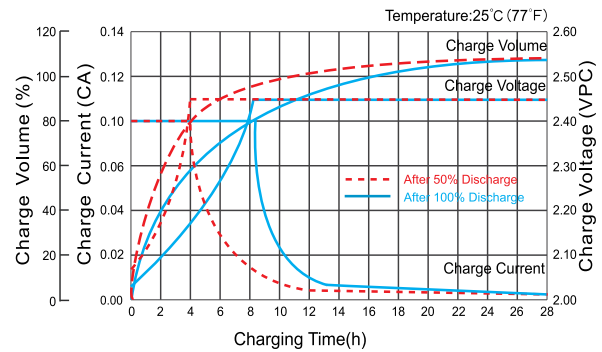
GLORY ASDC12-26S (12V26Ah)

Deep Cycle

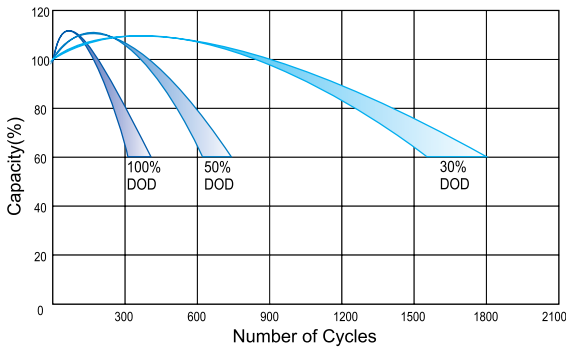
Discharge Characteristics Curve



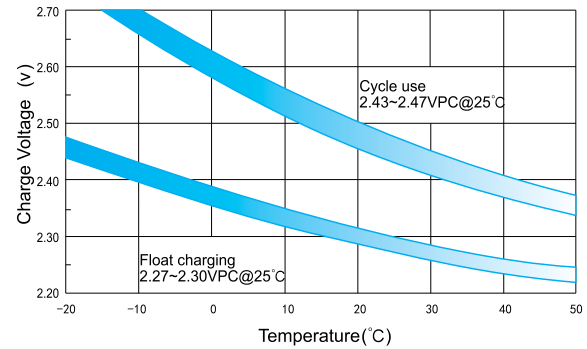
Charge Characteristic Curve for Cycle Use (IU)



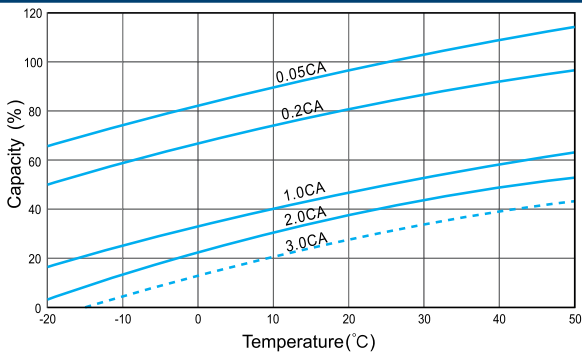
Cycle Life in Relation to Depth of Discharge



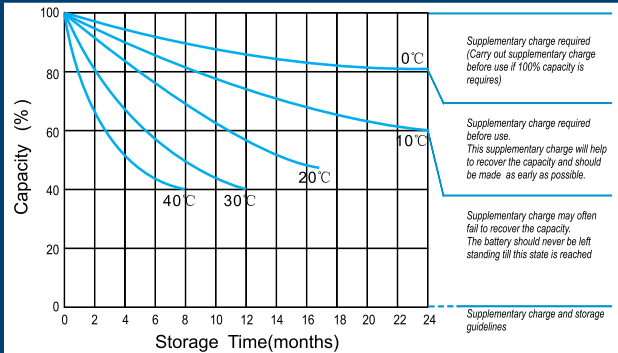
Relationship Between Charging Voltage and Temperature



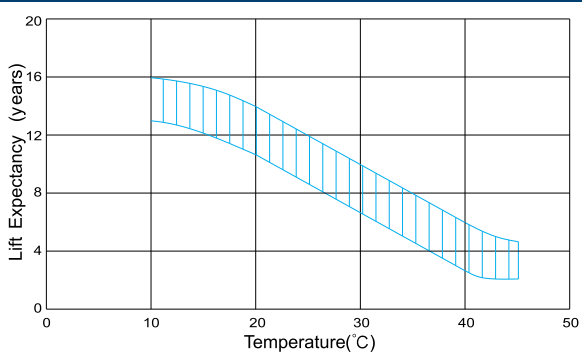
Temperature Effects on Capacity



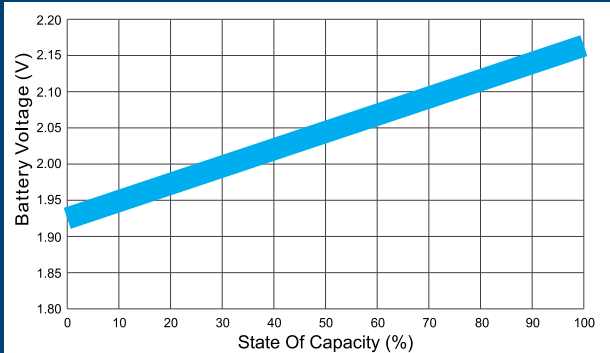
Storage Characteristics



Effect of Temperature on Long Term Life



Relationship of OCV And State of Charge (20°C)



(Note) All above information shall be changed without prior notice, Ritar reserves the right to explain and update the latest information.