

GLORY ASFT12-160D (12V160Ah)

Deep Cycle

Specification

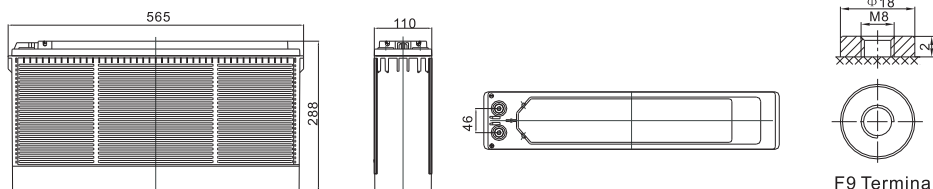
Cells Per Unit	6
Voltage Per Unit	12
Capacity	160Ah@20hr-rate to 1.75V per cell @25°C
Weight	Approx. 47.0 Kg (Tolerance ±3.0%)
Internal Resistance	Approx. 4.8 mΩ
Terminal	F9(M8)
Max. Discharge Current	1600A (5 sec)
Design Life	15 years (floating charge)
Max. Charging Current	48.0 A
Reference Capacity	C3 122.4AH
	C5 138.0AH
	C10 152.0AH
	C20 160.0AH
Float Charging Voltage	13.6 V~13.8 V @ 25°C Temperature Compensation: -3mV/°C/Cell
Cycle Use Voltage	14.2 V~14.4 V @ 25°C Temperature Compensation: -4mV/°C/Cell
Operating Temperature Range	Discharge: -20°C~60°C Charge: 0°C~50°C Storage: -20°C~60°C
Normal Operating Temperature Range	25°C ±5°C
Self Discharge	TECHNOPOWER Valve Regulated Lead Acid (VRLA) batteries can be stored for up to 6 months at 25°C and then recharging is recommended. Monthly Self-discharge ratio is less than 3% at 25°C. Please charged batteries before using.
Container Material	A.B.S. UL94-HB, UL94-V0 Optional.



FTD (Front Terminal Deep Cycle) series batteries provide superior high integrity and reliability. It is specially designed for frequent cyclic charge and discharge. By using strong grids, thick plate and special active material are designed for repeated deep-discharge applications. The FTD series battery offers 30% more cyclic life than the standby series. And the dimensions are designed for 19" and 23" cabinet installation. It is suitable for telecom, solar and wind renewable energy storage, mobility and medical equipment, RV, telecom, broadband and cable TV, UPS systems etc.



Dimensions



Length	565±2mm (22.2 inches)
Width	110±2mm (4.33 inches)
Height	288±2mm (11.3 inches)
Total Height	288±2mm (11.3 inches)
Terminal	Value
M5	6~7 N*m
M6	8~10 N*m
M8	10~12 N*m

Unit: mm

Constant Current Discharge Characteristics : A(25°C)

F.V/Time	15MIN	30MIN	1HR	2HR	3HR	4HR	5HR	8HR	10HR	20HR
1.60V	269.4	169.1	97.2	57.9	45.1	35.4	30.1	19.3	16.0	8.29
1.65V	252.0	160.2	93.9	55.9	43.7	34.3	29.1	19.1	15.8	8.25
1.70V	237.0	151.9	90.9	54.4	41.8	33.2	28.3	18.8	15.5	8.14
1.75V	221.9	145.9	88.0	52.4	40.8	32.3	27.6	18.5	15.4	8.00
1.80V	203.2	140.5	84.1	50.6	40.0	31.6	27.2	18.2	15.2	7.92
1.85V	168.2	119.1	75.1	46.2	37.2	29.6	25.0	17.2	14.3	7.85

Constant Power Discharge Characteristics : WPC(25°C)

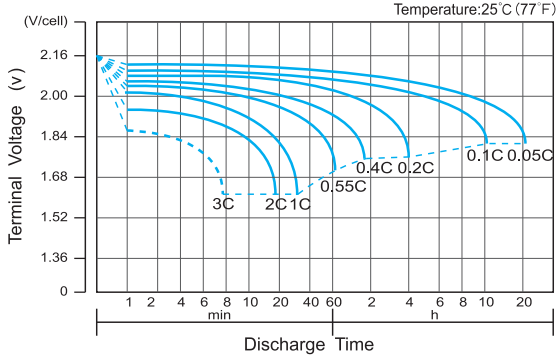
F.V/Time	15MIN	30MIN	1HR	2HR	3HR	4HR	5HR	8HR	10HR	20HR
1.60V	470.0	307.2	182.4	109.4	85.6	68.2	56.9	37.6	31.4	16.6
1.65V	457.0	300.0	179.3	106.5	83.5	66.5	55.4	37.3	31.1	16.4
1.70V	432.5	285.6	174.0	103.8	80.3	64.4	54.0	36.8	30.5	16.3
1.75V	408.2	275.6	169.2	100.1	78.3	62.9	52.8	36.2	30.2	16.0
1.80V	377.4	266.7	162.3	97.8	77.8	61.7	52.1	35.6	29.9	15.8
1.85V	317.1	228.7	145.8	90.1	72.6	58.0	48.2	33.7	28.2	15.7

(Note) The above characteristics data are average values obtained within three charge/discharge cycle not the minimum values. The battery must be fully charged before the capacity test. The C₂₀ should reach 95% after the first cycle and 100% after the third cycle.

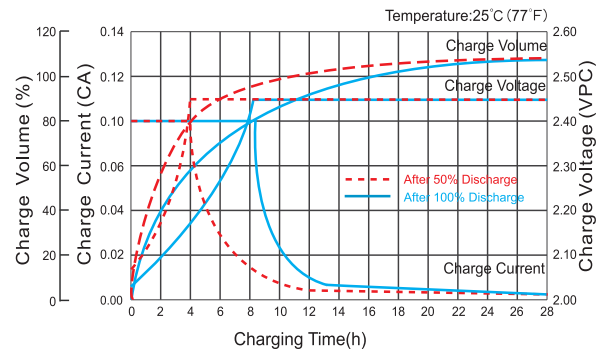
GLORY ASFT12-160SD (12V160Ah)

Deep Cycle

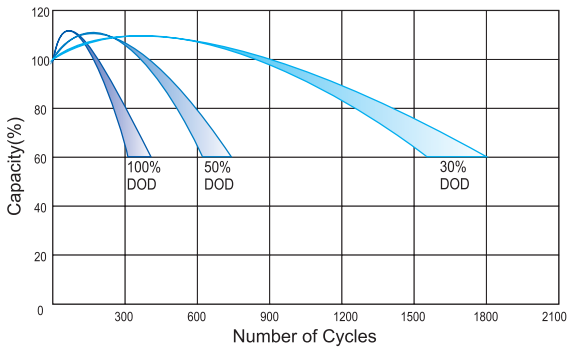
Discharge Characteristics Curve



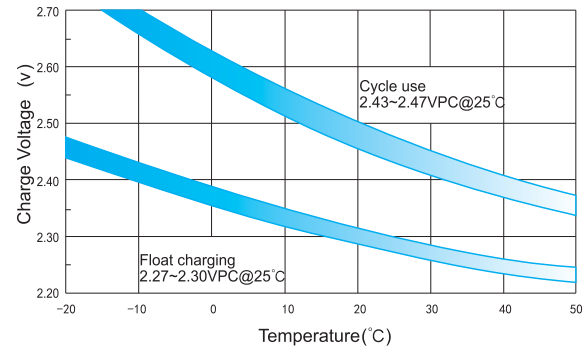
Charge Characteristic Curve for Cycle Use (IU)



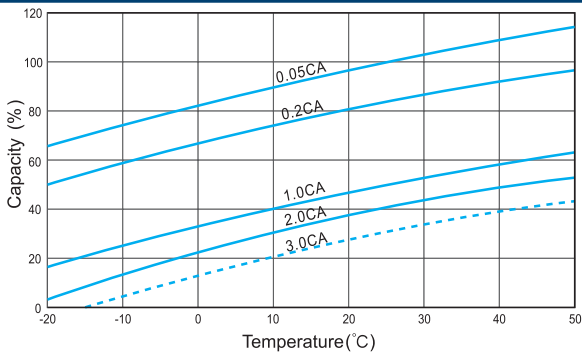
Cycle Life in Relation to Depth of Discharge



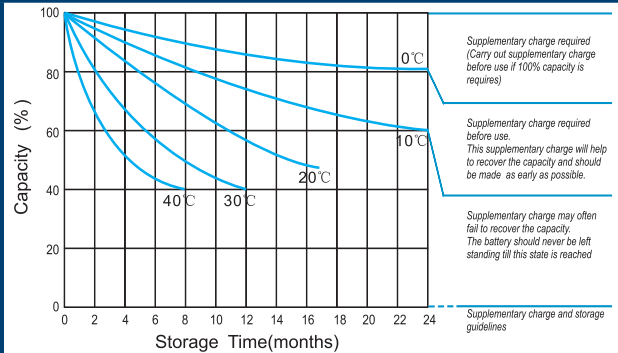
Relationship Between Charging Voltage and Temperature



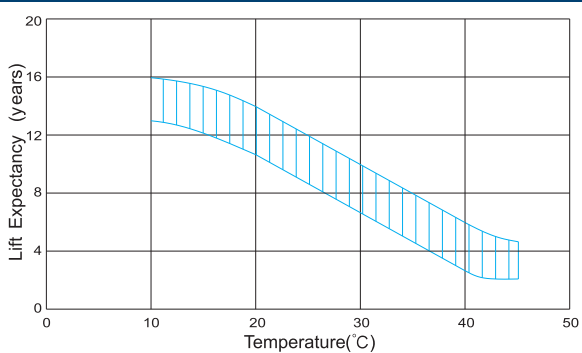
Temperature Effects on Capacity



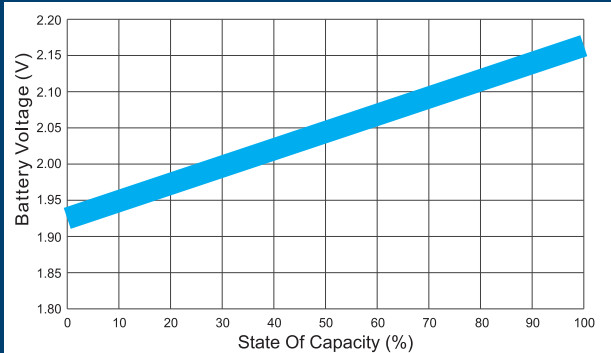
Storage Characteristics



Effect of Temperature on Long Term Life



Relationship of OCV And State of Charge (20°C)



(Note) All above information shall be changed without prior notice, Ritar reserves the right to explain and update the latest information.