

GLORY ASDC2-650 (2V650Ah)

Deep Cycle

Specification

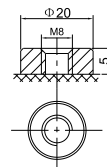
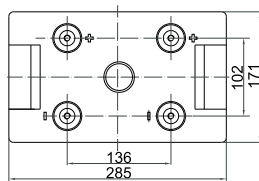
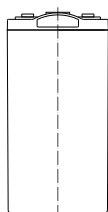
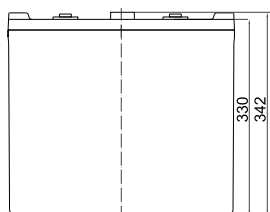
Cells Per Unit	1
Voltage Per Unit	2
Capacity	650Ah@10hr-rate to 1.80V per cell @25°C
Weight	Approx. 40.0 Kg (Tolerance ±3%)
Internal Resistance	Approx. 0.6 mΩ
Terminal	F10(M8)
Max. Discharge Current	3250A (5 sec)
Design Life	20 years (floating charge)
Max. Charging Current	130.0 A
Reference Capacity	C1 397.1Ah C3 503.1Ah C5 567.0Ah C10 650.0Ah
Float Charging Voltage	2.27 V~2.30 V @ 25°C Temperature Compensation: -3mV/°C/Cell
Cycle Use Voltage	2.43 V~2.47 V @ 25°C Temperature Compensation: -4mV/°C/Cell
Operating Temperature Range	Discharge: -20°C~60°C Charge: 0°C~50°C Storage: -20°C~60°C
Normal Operating Temperature Range	25°C ±5°C
Self Discharge	TECHNOPOWER Valve Regulated Lead Acid (VRLA) batteries can be stored for up to 6 months at 25°C and then recharging is recommended. Monthly Self-discharge ratio is less than 3% at 25°C. Please charge batteries before using.
Container Material	A.B.S. UL94-HB, UL94-V0 Optional.



DC (Deep Cycle) series batteries provide superior high integrity and reliability. It is specially designed for frequent cyclic charge and discharge. By using strong grids, thick plate and specially active material are designed for repeated deep-discharge applications. The DC series batteries offer 30% more cyclic life than the standby series. It is suitable for solar and wind renewable energy storage, mobility and medical equipment, V, telecom, broadband and cable TV, UPS systems etc.



Dimensions



F10 TERMINAL

Length	285±2mm (11.2 inches)
Width	171±2mm (6.73 inches)
Height	330±2mm (13.0 inches)
Total Height	342±2mm (13.5 inches)
Terminal	Value
M5	6~7 N*m
M6	8~10 N*m
M8	10~12 N*m

Unit: mm

Constant Current Discharge Characteristics : A(25°C)

F.V/Time	15MIN	30MIN	1HR	2HR	3HR	4HR	5HR	8HR	10HR
1.60V	949.8	622.4	397.1	244.6	183.3	147.6	122.6	82.41	68.57
1.65V	889.9	597.5	383.5	236.8	177.7	143.6	119.4	81.49	67.74
1.70V	833.5	571.1	371.1	229.0	172.8	139.7	116.3	80.23	66.72
1.75V	775.7	545.8	357.5	221.0	167.7	136.1	113.4	79.12	65.84
1.80V	716.2	521.7	343.8	213.1	162.5	132.2	110.5	77.77	65.00
1.85V	594.3	449.3	308.4	195.2	150.2	122.9	103.0	73.01	61.18

Constant Power Discharge Characteristics : WPC(25°C)

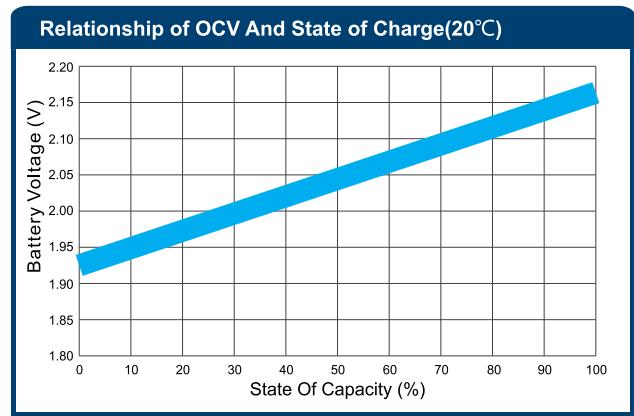
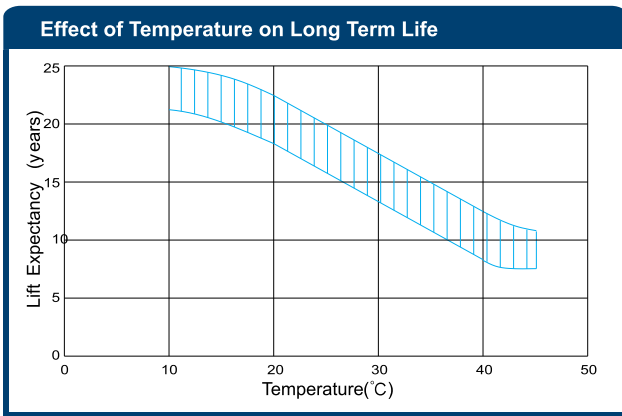
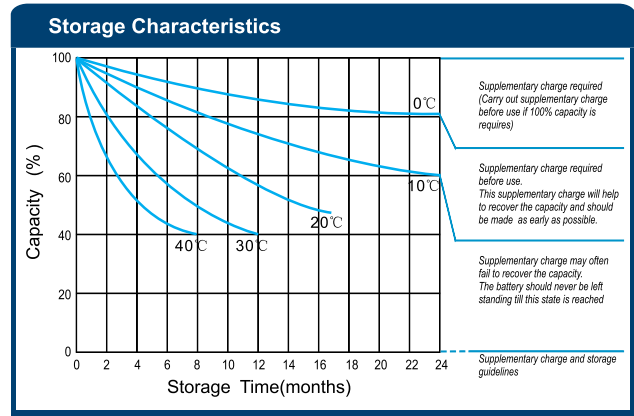
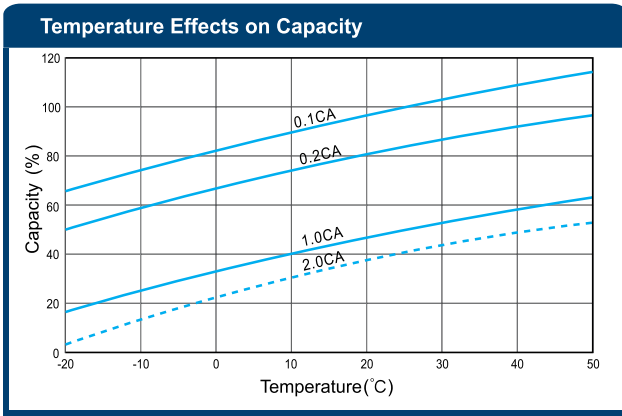
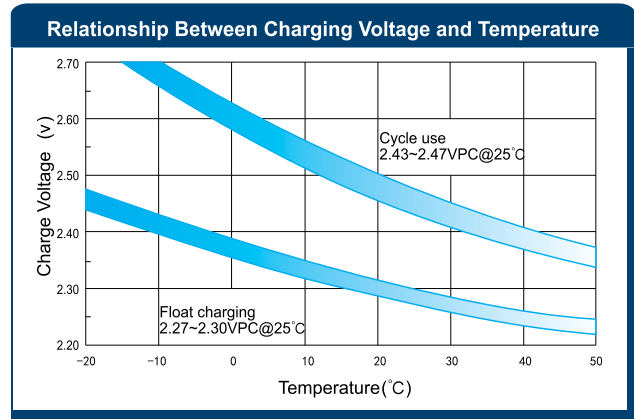
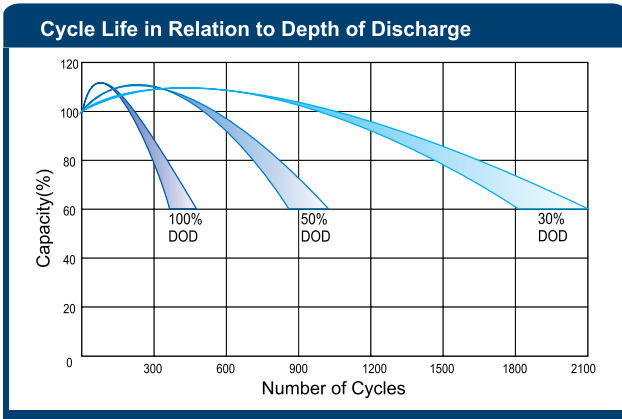
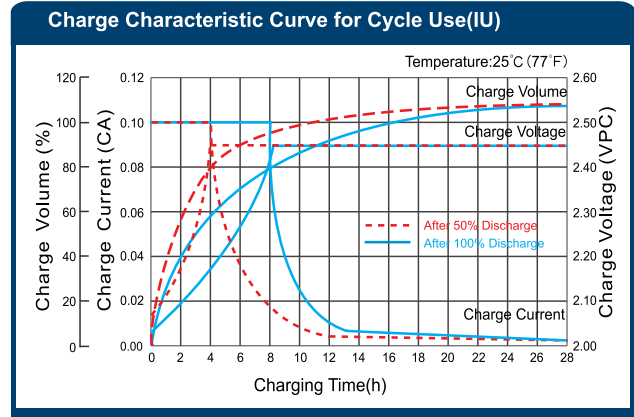
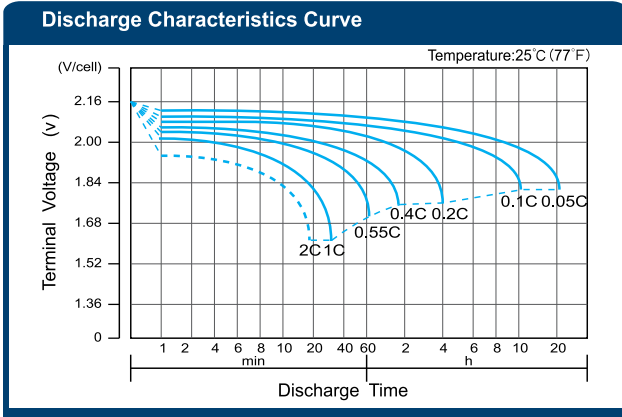
F.V/Time	15MIN	30MIN	1HR	2HR	3HR	4HR	5HR	8HR	10HR
1.60V	1661	1130	746.3	463.5	350.2	283.3	236.4	161.0	134.8
1.65V	1579	1097	724.9	450.9	340.8	276.7	231.1	159.5	133.3
1.70V	1501	1059	705.7	438.5	333.0	270.2	225.9	157.4	131.5
1.75V	1417	1022	684.0	425.1	324.4	264.3	221.0	155.5	129.9
1.80V	1327	987.0	661.7	412.0	315.6	257.6	216.0	153.2	128.4
1.85V	1117	858.5	597.1	379.5	293.1	240.3	202.1	144.2	121.1

(Note) The above characteristics data are average values obtained within three charge/discharge cycle not the minimum values.

The battery must be fully charged before the capacity test. The C₁₀ should reach 95% after the first cycle and 100% after the third cycle.

GLORY ASDC2-650 (2V650Ah)

Deep Cycle



(Note) All above information shall be changed without prior notice, Ritar reserves the right to explain and update the latest information.