

GLORY ASDC12-100SA (12V100Ah)

Specification

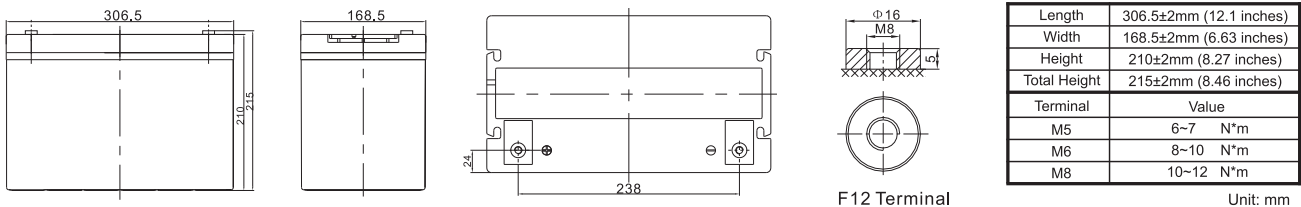
Cells Per Unit	6
Voltage Per Unit	12
Capacity	100Ah@20hr-rate to 1.75V per cell @25°C
Weight	Approx. 26.0 Kg (Tolerance ±3.0%)
Internal Resistance	Approx. 6.6 mΩ
Terminal	F15(M6)/F12(M8)
Max. Discharge Current	1000A (5 sec)
Design Life	12 years (floating charge)
Max. Charging Current	30.0 A
Reference Capacity	C3 75.0AH C5 86.1AH C10 95.2AH C20 100.0AH
Float Charging Voltage	13.6 V~13.8 V @ 25°C Temperature Compensation: -3mV/°C/Cell
Cycle Use Voltage	14.6 V~14.8 V @ 25°C Temperature Compensation: -4mV/°C/Cell
Operating Temperature Range	Discharge: -20°C~60°C Charge: 0°C~50°C Storage: -20°C~60°C
Normal Operating Temperature Range	25°C ±5°C
Self Discharge	TECHNOPOWER Valve Regulated Lead Acid (VRLA) batteries can be stored for up to 6 months at 25°C and then recharging is recommended. Monthly Self-discharge ratio is less than 3% at 25°C. Please charge batteries before using.
Container Material	A.B.S. UL94-HB, UL94-V0 Optional.



DC (Deep Cycle) series batteries provide superior high integrity and reliability. It is specially designed for frequent cyclic charge and discharging. By using strong grids, thick plate and specially active material are designed for repeated deep-discharge applications. The DC series batteries offer 30% more cyclic life than the standby series. It is suitable for solar and wind renewable energy storage, mobility and medical equipment and cable TV etc.



Dimensions



Constant Current Discharge Characteristics : A(25°C)

F.V/Time	10MIN	15MIN	30MIN	1HR	2HR	3HR	4HR	5HR	8HR	10HR	20HR
1.60V	221.4	179.0	106.7	60.74	36.17	27.64	22.10	18.80	12.06	10.00	5.183
1.65V	204.0	167.4	101.1	58.67	34.96	26.79	21.44	18.21	11.96	9.905	5.155
1.70V	189.1	157.4	95.86	56.79	34.03	25.66	20.78	17.72	11.77	9.714	5.090
1.75V	173.4	147.5	92.07	55.00	32.72	25.00	20.21	17.22	11.58	9.619	5.000
1.80V	157.8	135.0	88.68	52.56	31.60	24.53	19.74	17.00	11.39	9.524	4.952
1.85V	123.5	111.7	75.19	46.91	28.90	22.83	18.51	15.65	10.73	8.952	4.905

Constant Power Discharge Characteristics : WPC(25°C)

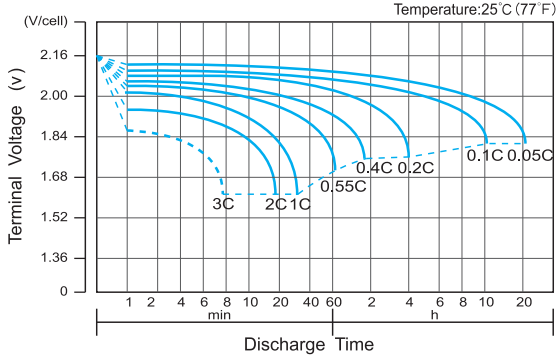
F.V/Time	10MIN	15MIN	30MIN	1HR	2HR	3HR	4HR	5HR	8HR	10HR	20HR
1.60V	377.1	312.3	193.9	114.0	68.39	52.48	42.59	35.58	23.50	19.61	10.35
1.65V	363.1	303.6	189.4	112.1	66.54	51.17	41.56	34.62	23.31	19.42	10.25
1.70V	338.9	287.4	180.3	108.8	64.88	49.21	40.23	33.76	23.03	19.05	10.16
1.75V	315.3	271.3	174.0	105.8	62.57	48.00	39.29	32.99	22.65	18.86	9.977
1.80V	290.5	250.8	168.3	101.4	61.15	47.73	38.53	32.54	22.28	18.67	9.885
1.85V	230.5	210.7	144.4	91.10	56.31	44.52	36.27	30.10	21.05	17.63	9.792

(Note) The above characteristics data are average values obtained within three charge/discharge cycle not the minimum values. The battery must be fully charged before the capacity test. The C₂₀ should reach 95% after the first cycle and 100% after the third cycle.

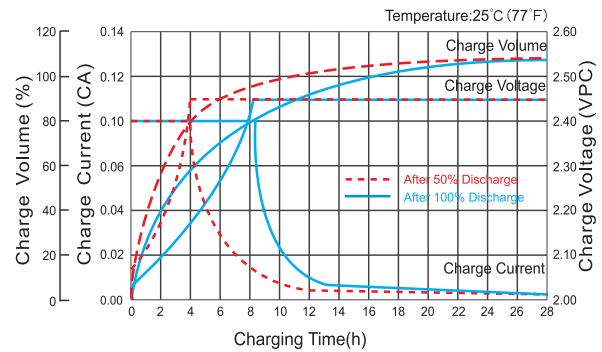
GLORY ASDC12-100SA (12V100Ah)

Deep Cycle

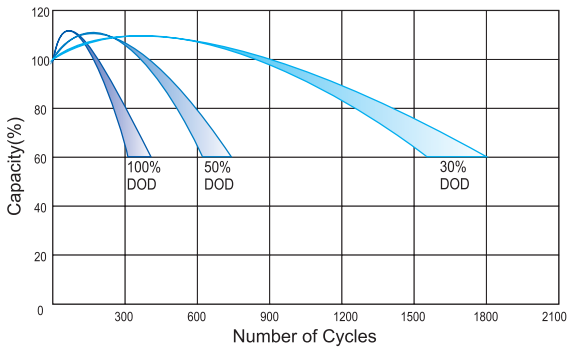
Discharge Characteristics Curve



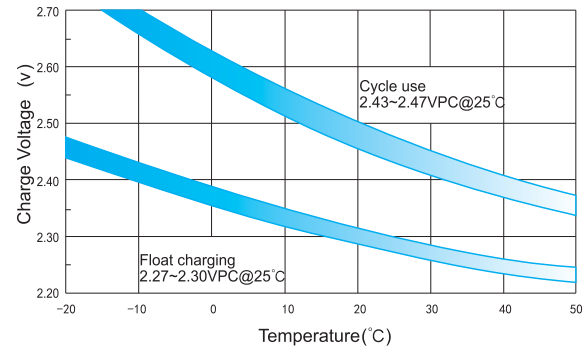
Charge Characteristic Curve for Cycle Use (IU)



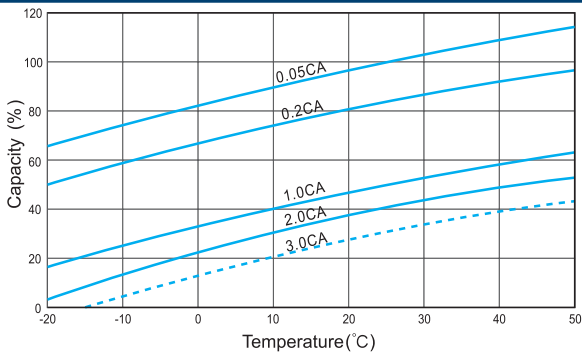
Cycle Life in Relation to Depth of Discharge



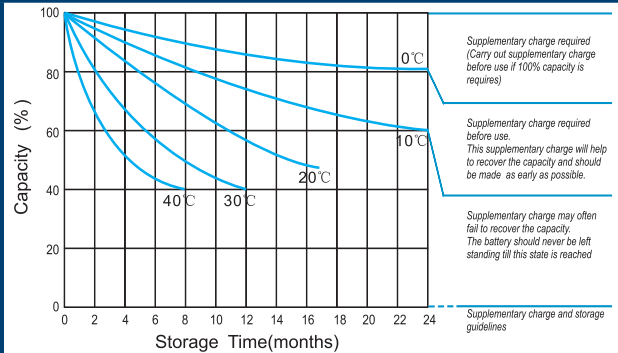
Relationship Between Charging Voltage and Temperature



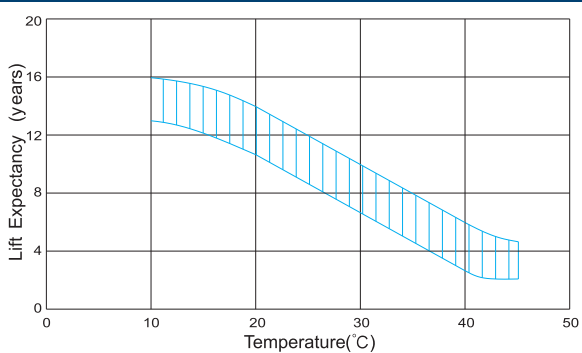
Temperature Effects on Capacity



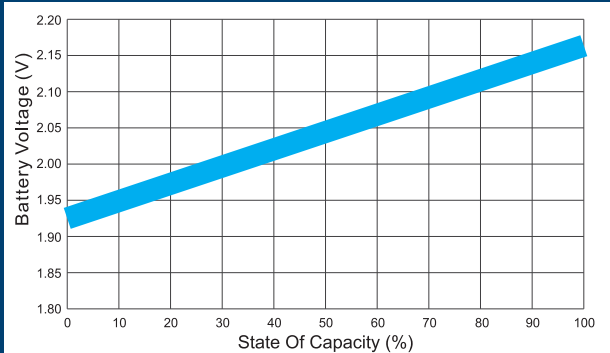
Storage Characteristics



Effect of Temperature on Long Term Life



Relationship of OCV And State of Charge (20°C)



(Note) All above information shall be changed without prior notice, Ritar reserves the right to explain and update the latest information.