

# GLORY ASDC12-120 (12V120Ah)

## Specification

<b>Cells Per Unit</b>	6
<b>Voltage Per Unit</b>	12
<b>Capacity</b>	120Ah@20hr-rate to 1.75V per cell @25°C
<b>Weight</b>	Approx. 33.5 Kg (Tolerance ±3.0%)
<b>Internal Resistance</b>	Approx. 4.5 mΩ
<b>Terminal</b>	F5(M8)/F12(M8)
<b>Max. Discharge Current</b>	1200A (5 sec)
<b>Design Life</b>	12 years (floating charge)
<b>Max. Charging Current</b>	36.0 A
<b>Reference Capacity</b>	C3 91.7AH
	C5 103.4AH
	C10 114.3AH
	C20 120.0AH
<b>Float Charging Voltage</b>	13.6 V~13.8 V @ 25°C Temperature Compensation: -3mV/°C/Cell
<b>Cycle Use Voltage</b>	14.6 V~14.8 V @ 25°C Temperature Compensation: -4mV/°C/Cell
<b>Operating Temperature Range</b>	Discharge: -20°C~60°C
	Charge: 0°C~50°C
	Storage: -20°C~60°C
<b>Normal Operating Temperature Range</b>	25°C ±5°C
<b>Self Discharge</b>	TECHNOPOWER Valve Regulated Lead Acid (VRLA) batteries can be stored for up to 6 months at 25°C, and then recharging is recommended. Monthly Self-discharge ratio is less than 3% at 25°C. Please charge batteries before using.
<b>Container Material</b>	A.B.S. UL94-HB, UL94-V0 Optional.



DC (Deep Cycle) series batteries provide superior high integrity and reliability. It is specially designed for frequent cyclic charge and discharging. By using strong grids, thick plate and specially active material are designed for repeated deep-discharge applications. The DC series batteries offer 30% more cyclic life than the standby series. It is suitable for solar and wind renewable energy storage, mobility and medical equipment and cable TV etc.

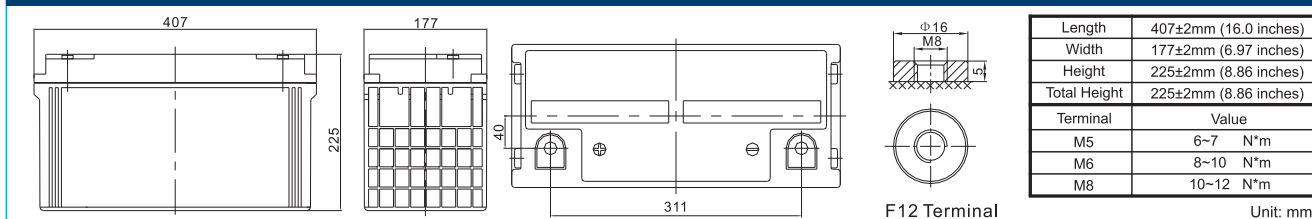


ISO 9001    ISO 14001    OHSAS 18001



MH 28539

## Dimensions



### Constant Current Discharge Characteristics : A(25°C)

F.V/Time	10MIN	15MIN	30MIN	1HR	2HR	3HR	4HR	5HR	8HR	10HR	20HR
1.60V	276.8	217.7	130.7	72.88	43.40	33.81	26.52	22.56	14.47	12.00	6.219
1.65V	255.0	203.6	123.8	70.40	41.95	32.77	25.73	21.85	14.36	11.89	6.186
1.70V	236.3	191.5	117.4	68.14	40.83	31.38	24.93	21.26	14.13	11.66	6.108
1.75V	216.8	179.3	112.7	66.00	39.26	30.58	24.25	20.67	13.90	11.54	6.000
1.80V	197.3	164.2	108.6	63.07	37.92	30.00	23.69	20.40	13.67	11.43	5.942
1.85V	154.4	135.9	92.07	56.30	34.68	27.92	22.21	18.78	12.87	10.74	5.887

### Constant Power Discharge Characteristics : WPC(25°C)

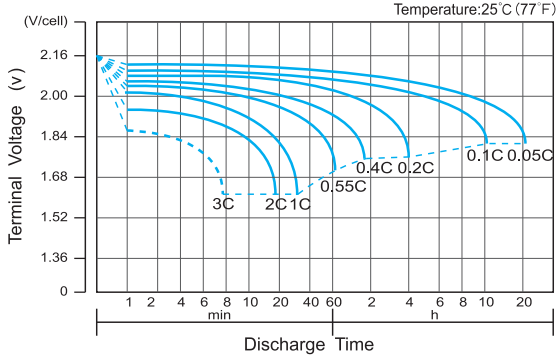
F.V/Time	10MIN	15MIN	30MIN	1HR	2HR	3HR	4HR	5HR	8HR	10HR	20HR
1.60V	471.3	379.8	237.5	136.8	82.06	64.20	51.11	42.70	28.20	23.53	12.42
1.65V	453.9	369.3	231.9	134.5	79.85	62.60	49.87	41.55	27.97	23.31	12.31
1.70V	423.6	349.5	220.7	130.5	77.85	60.20	48.28	40.51	27.63	22.85	12.19
1.75V	394.2	329.9	213.0	126.9	75.09	58.71	47.15	39.58	27.18	22.63	11.97
1.80V	363.2	305.0	206.1	121.7	73.38	58.38	46.24	39.05	26.73	22.40	11.86
1.85V	288.1	256.2	176.8	109.3	67.57	54.46	43.52	36.12	25.27	21.16	11.75

(Note) The above characteristics data are average values obtained within three charge/discharge cycle not the minimum values. The battery must be fully charged before the capacity test. The C<sub>20</sub> should reach 95% after the first cycle and 100% after the third cycle.

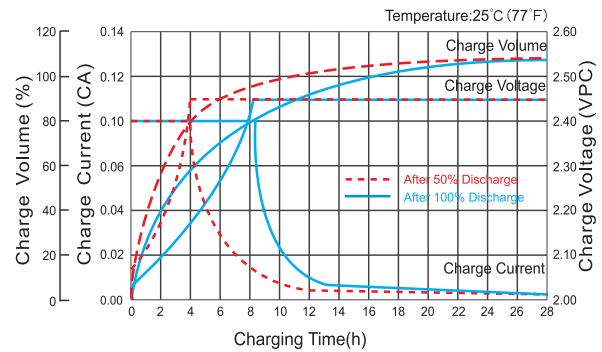
# GLORY ASDC12-120 (12V120Ah)

Deep Cycle

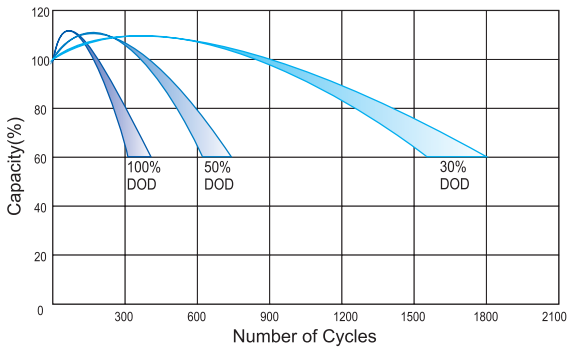
**Discharge Characteristics Curve**



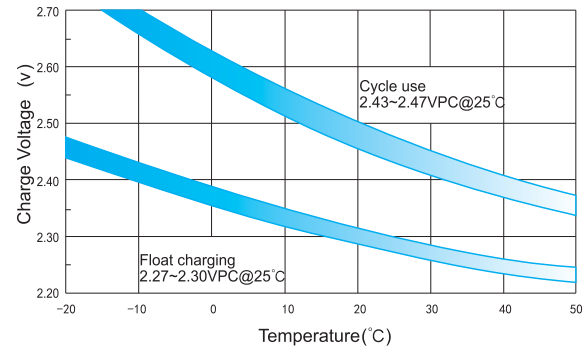
**Charge Characteristic Curve for Cycle Use (IU)**



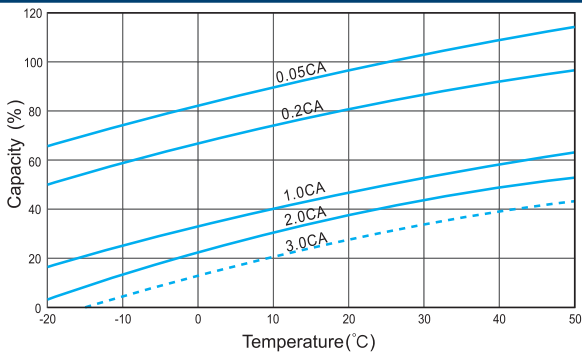
**Cycle Life in Relation to Depth of Discharge**



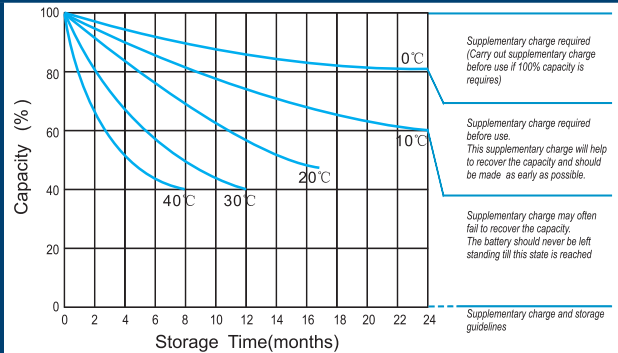
**Relationship Between Charging Voltage and Temperature**



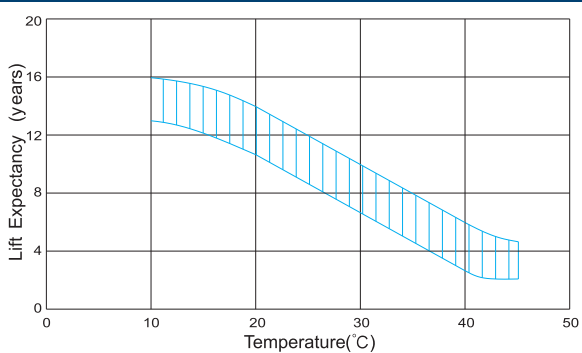
**Temperature Effects on Capacity**



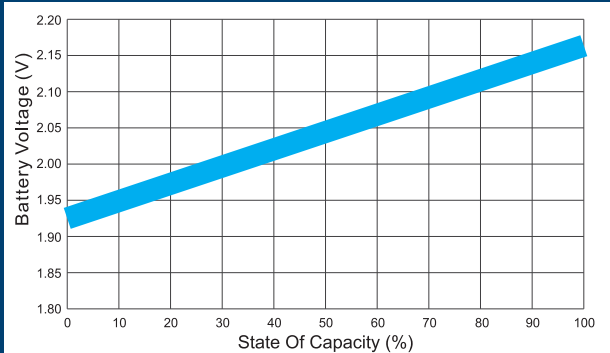
**Storage Characteristics**



**Effect of Temperature on Long Term Life**



**Relationship of OCV And State of Charge (20°C)**



(Note) All above information shall be changed without prior notice, Ritar reserves the right to explain and update the latest information.